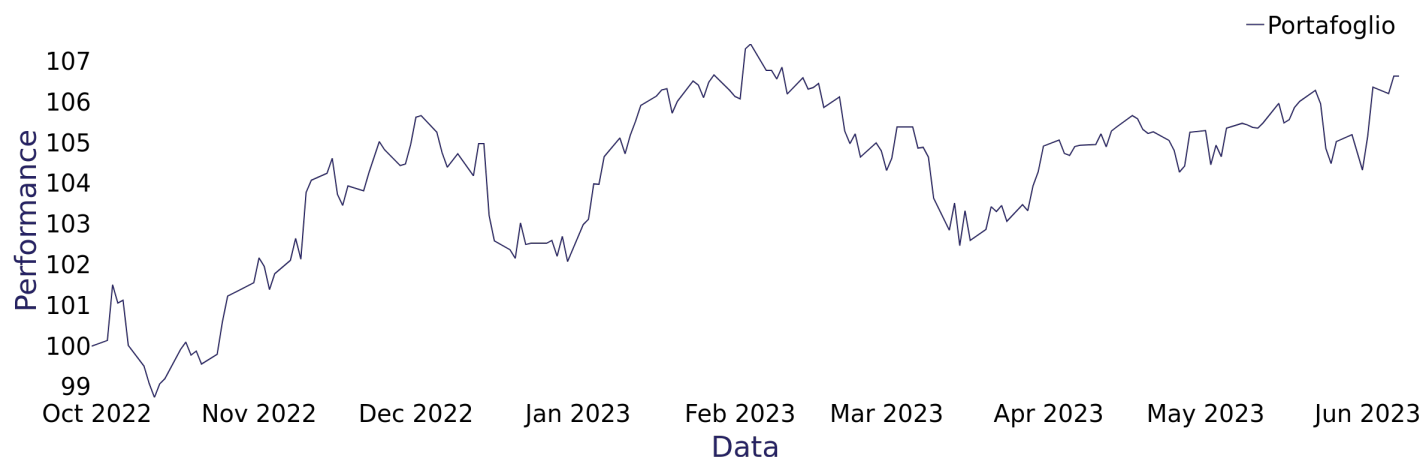


REPORT

DEL 07-06-2023

PERFORMANCE DEL PORTAFOGLIO

■ **PORTAFOGLIO: +6.64%**



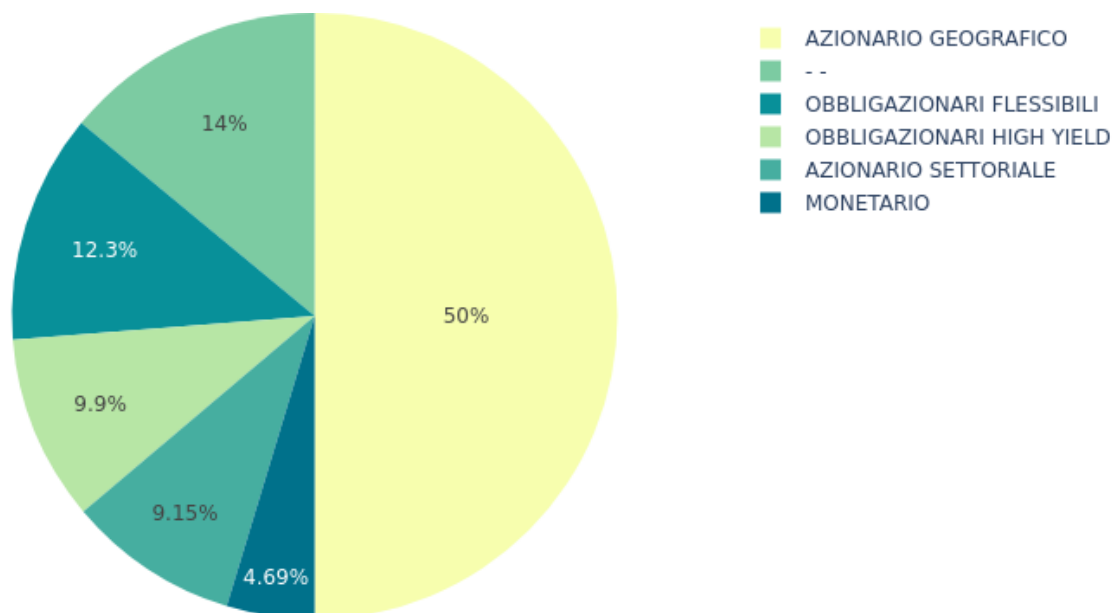
RENDIMENTI	1 MESE	3 MESI	6 MESI	YTD	1 ANNO	3 ANNI	5 ANNI
Portafoglio	+1,15%	+1,77%	+2,09%	+4,24%	+8,48%		

MONTHLY RETURNS

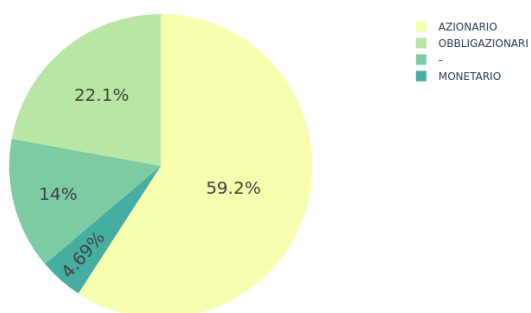
ANNO	JAN	FEB	MAR	APR	MAY	JUN	JUL	AUG	SEP	OCT	NOV	DEC	EOY
2022	-	-	-	-	-	-	-	-	-	+1.56%	+3.35%	-2.74%	+2.08%
2023	+3.98%	-1.26%	+0.11%	+0.32%	-0.88%	+2.21%	-	-	-	-	-	-	+4.47%

RIPARTIZIONE DEL PORTAFOGLIO

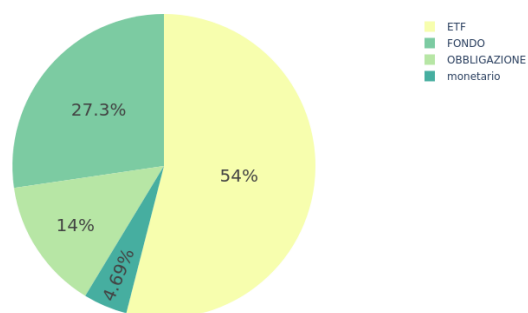
SETTORE



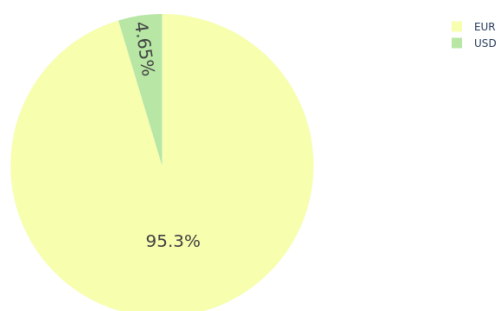
ASSET CLASS



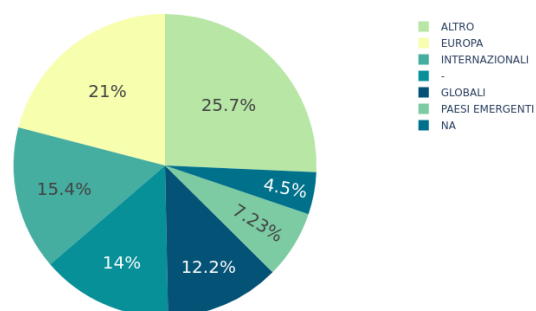
STRUMENTO



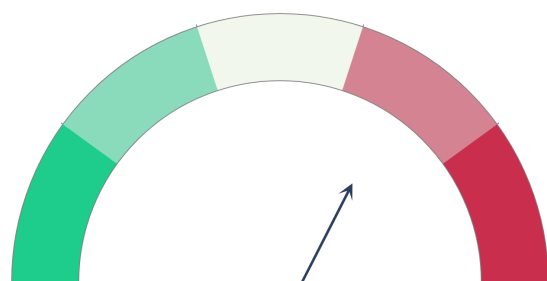
VALUTA



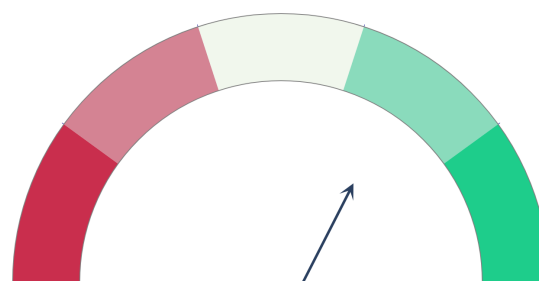
PAESE



COMPOSIZIONE DEL PORTAFOGLIO



AGGRESSIVO



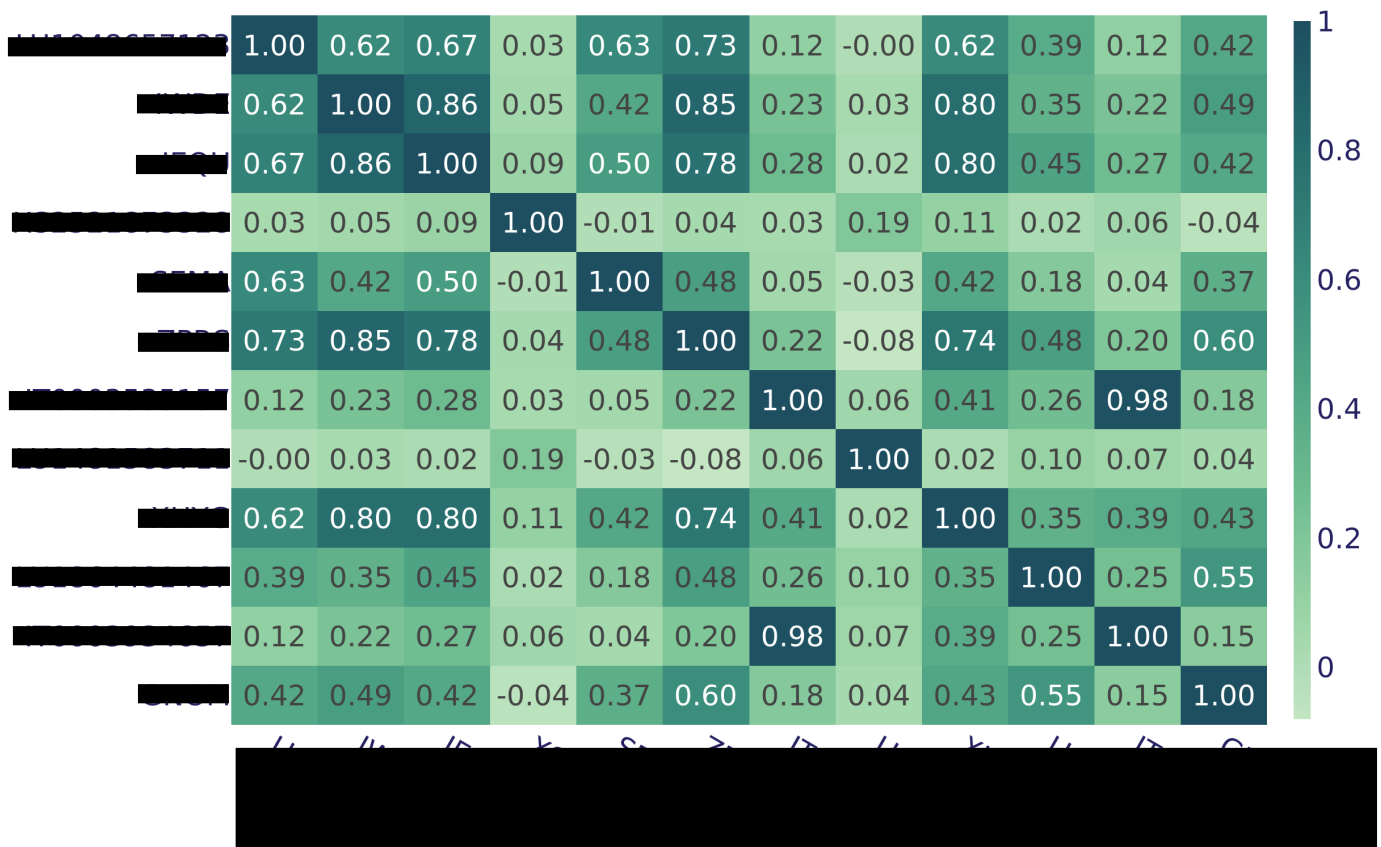
DIVERSIFICATO

NOME	Cv Iniziale	Cv Attuale	P/L €	Esposizione	Data
Ishares Edge Msci Eur Qual Facto Units Etf	10.000€	11.870€	18%	11,06%	04-10-2022
Ishares Msci World Etf Hedged Units Etf	40.000€	47.934€	+16%	16,36%	03-10-2022
Db X-Ti Ille Euro High Yield Units Etf 1J	30.000€	31.730€	+6%	9,90%	04-10-2022
Ishares Msci Energy Mkt Units Etf (Acc)	20.000€	20.600€	+3%	7,23%	04-10-2022
SPDR MSCI World Small Cap UCITS ETF	15.000€	15.870€	+6%	4,96%	04-10-2022
Btp-1031-5%	15.000€	14.800€	-1%	4,67%	04-10-2022
Btp-11031-4%	15.000€	14.700€	-1%	4,62%	07-02-2023
Candriam Equities L Oncology Impact GUSD Cap	15.000€	14.600€	-1%	4,65%	04-10-2022
Global X Genomics & Biotechnology USFD Etf Acc	15.000€	14.100€	-4%	4,50%	08-02-2023
Gs Group F300002 Coll Eur	15.000€	14.500€	-1%	4,72%	04-10-2022
Fidelity Active Strategy FdST Global Etf Fund Acc Eur	50.000€	52.000€	+4%	10,40%	30-09-2022
Flossbach v-Growth Bond Long Duration Etf	27.500€	31.100€	+12%	12,25%	04-10-2022
Totale	200.000€	204.000€	+2%	95,32%	-

NOME	Esposizione	Settore	P/L %
Ishares Edge Msci Eur Qual Facto Units Etf	11,06%	Azionario Geografico Europa	+18%
Ishares Msci World Etf Hedged Units Etf	16,36%	Azionario Geografico Altro	+16%
Db X-Ti Ille Euro High Yield Units Etf 1J	9,90%	Obbligazionari High yield Europa	+6%
Ishares Msci Energy Mkt Units Etf (Acc)	7,23%	Azionario Geografico Paesi emergenti	+3%
SPDR MSCI World Small Cap UCITS ETF	4,96%	Azionario Geografico Internazionali	+6%
Btp-1031-5%	4,67%	---	-1%
Btp-11031-4%	4,62%	---	-1%
Candriam Equities L Oncology Impact GUSD Cap	4,65%	Azionario Settoriale Salute	-1%
Global X Genomics & Biotechnology USFD Etf Acc	4,50%	Azionario Settoriale Salute	-4%

Global Growth	4,72%	---	+1%
Global Growth	10,40%	Azionario Geografico Internazionali	+11%
Global Growth	12,25%	Obbligazionari Flessibili Globali	+4%

MATRICE DI CORRELAZIONE



CONO DI IBBOTSON

